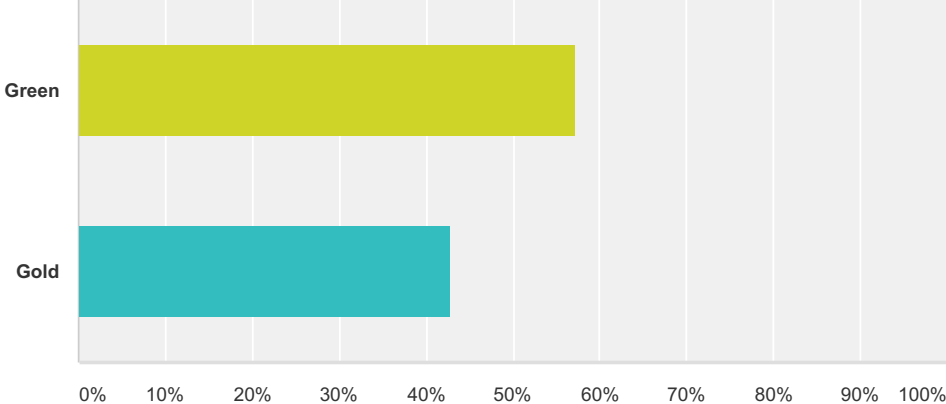


### Q1 What Cougar Pride color is your family?

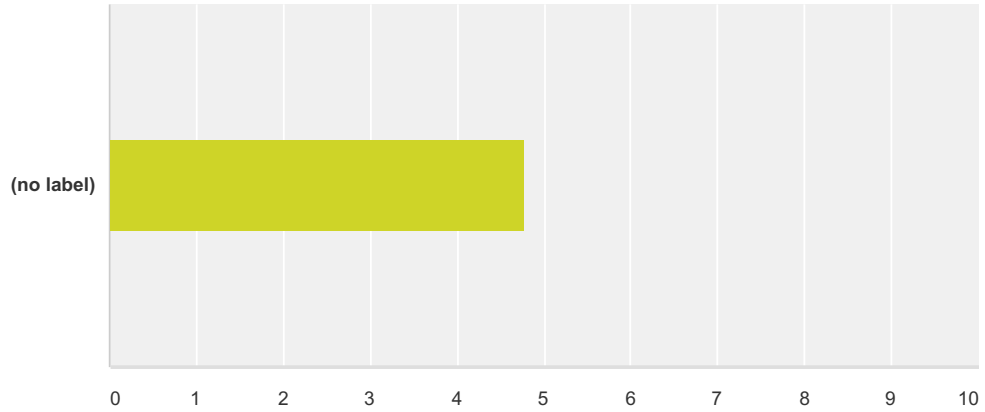
Answered: 56 Skipped: 2



Answer Choices	Responses
Green	57.14% 32
Gold	42.86% 24
<b>Total</b>	<b>56</b>

**Q2 I feel the electronic communications (Call of the Cougar, e-newsletters, Quick Schools, On-line hot lunch order process, etc.) with my child's school is effective for our family.**

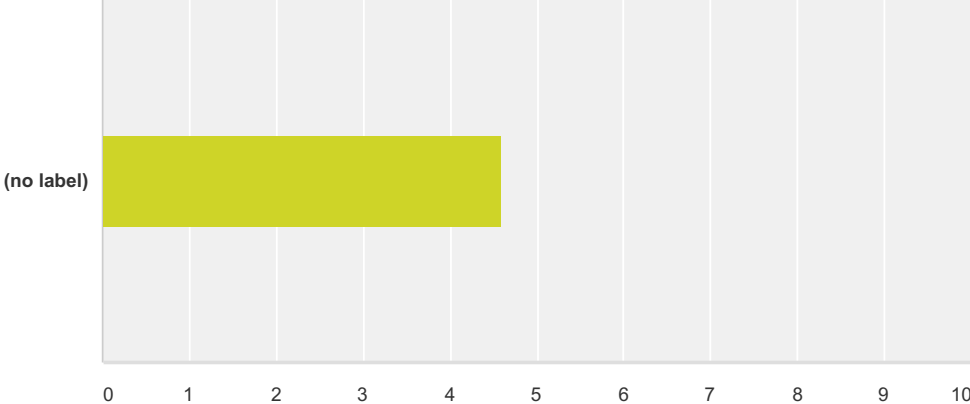
Answered: 58 Skipped: 0



	Strongly Agree	Agree	Not Sure	Disagree	Strongly Disagree	Total	Weighted Average
(no label)	50.00% 29	41.38% 24	5.17% 3	3.45% 2	0.00% 0	58	4.79

**Q3 I feel my child's teacher is accessible.**

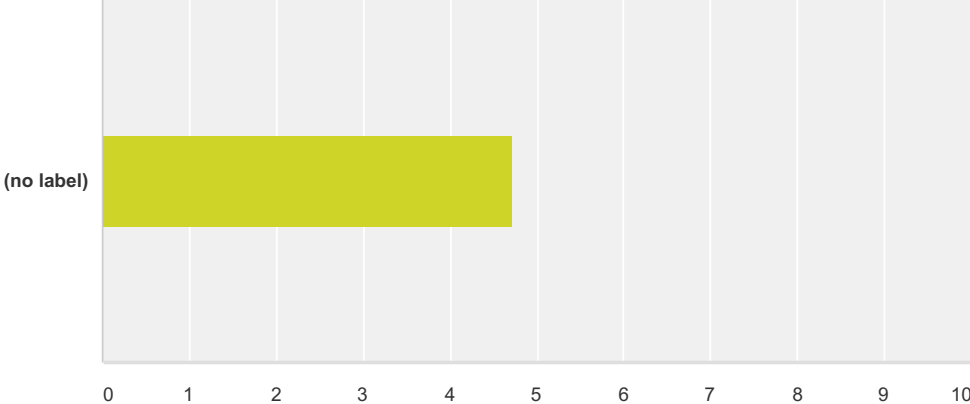
Answered: 58 Skipped: 0



	Strongly Agree	Agree	Not Sure	Disagree	Strongly Disagree	Total	Weighted Average
(no label)	63.79% 37	32.76% 19	3.45% 2	0.00% 0	0.00% 0	58	4.60

**Q4 I feel that administration is accessible.**

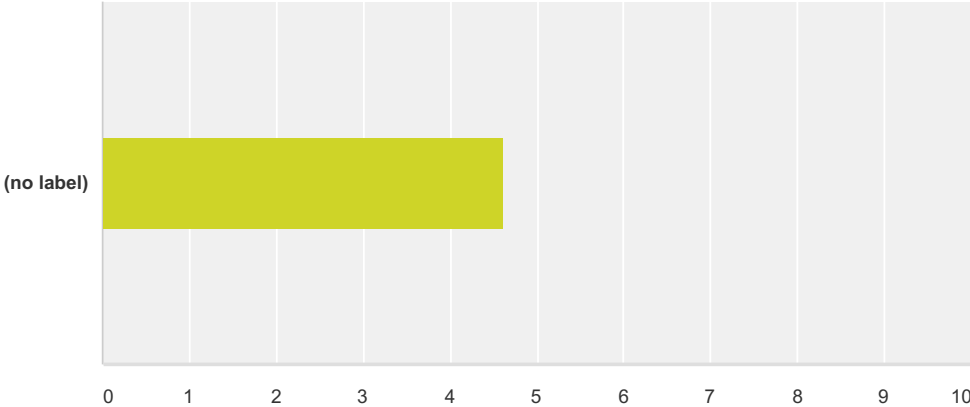
Answered: 58 Skipped: 0



	Strongly Agree	Agree	Not Sure	Disagree	Strongly Disagree	Total	Weighted Average
(no label)	70.69% 41	29.31% 17	0.00% 0	0.00% 0	0.00% 0	58	4.71

**Q5 I feel welcomed at Carden Arbor View School.**

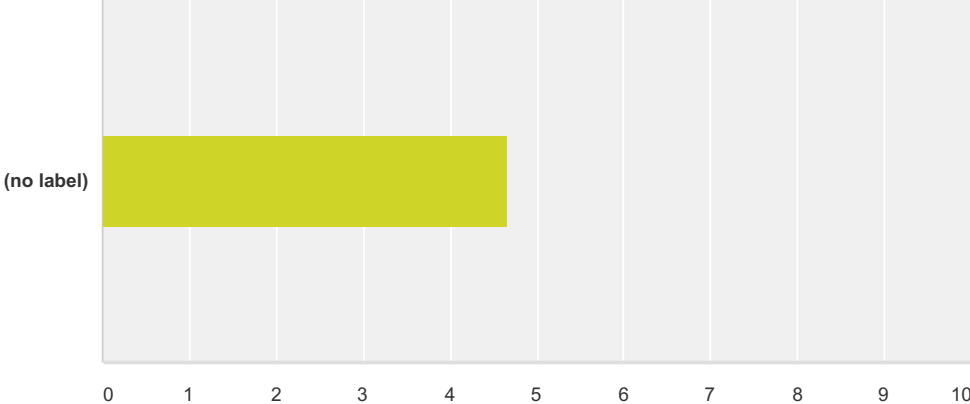
Answered: 58 Skipped: 0



	Strongly Agree	Agree	Not Sure	Disagree	Strongly Disagree	Total	Weighted Average
(no label)	67.24% 39	29.31% 17	1.72% 1	1.72% 1	0.00% 0	58	4.62

**Q6 My child feels safe at school.**

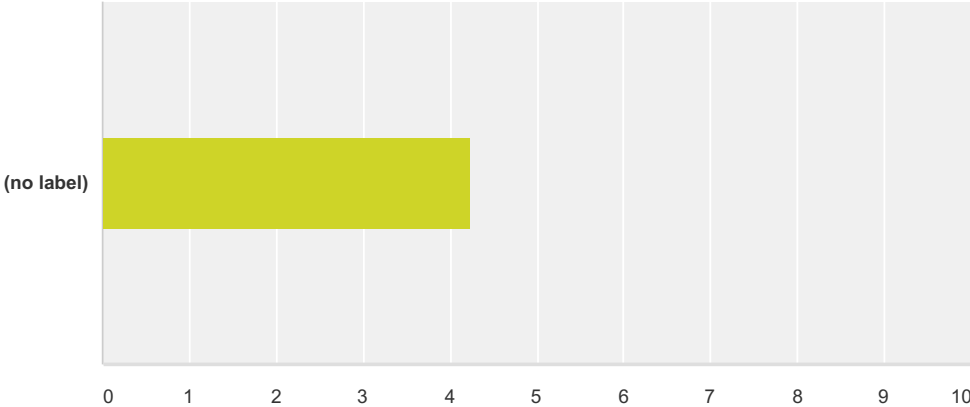
Answered: 58 Skipped: 0



	Strongly Agree	Agree	Not Sure	Disagree	Strongly Disagree	Total	Weighted Average
(no label)	65.52% 38	34.48% 20	0.00% 0	0.00% 0	0.00% 0	58	4.66

**Q7 I feel the school campus is well maintained.**

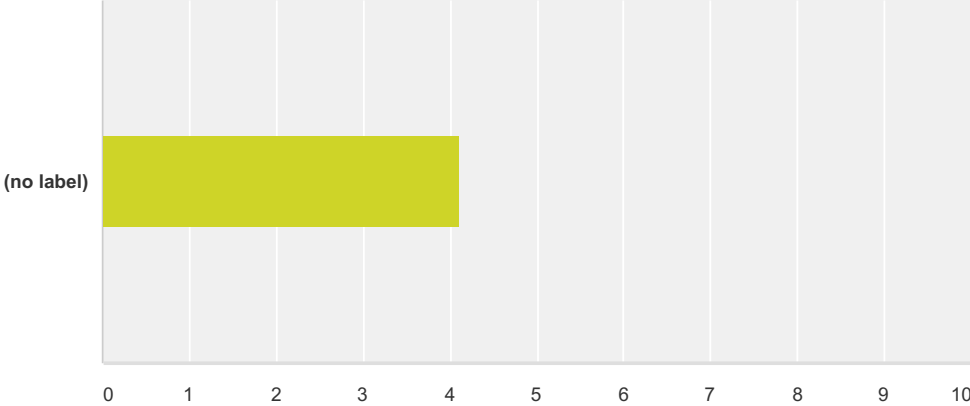
Answered: 56 Skipped: 2



	Strongly Agree	Agree	Not Sure	Disagree	Strongly Disagree	Total	Weighted Average
(no label)	39.29% 22	50.00% 28	5.36% 3	5.36% 3	0.00% 0	56	4.23

**Q8 I feel the technology curriculum and tools (Smart Boards, iPads, Google Docs) at our school are appropriate to prepare for my child's future.**

Answered: 58 Skipped: 0

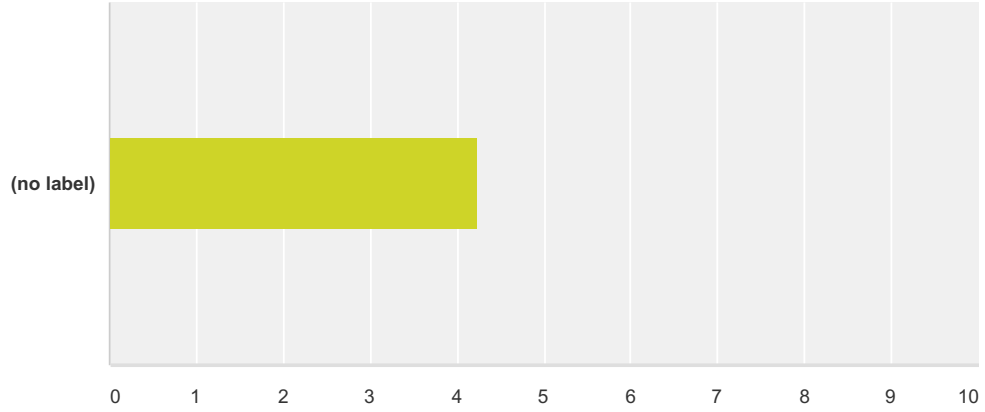


	Strongly Agree	Agree	Not Sure	Disagree	Strongly Disagree	Total	Weighted Average
(no label)	36.21% 21	46.55% 27	10.34% 6	6.90% 4	0.00% 0	58	4.12



**Q9 The leadership and direction provided by the school's administration reflects the school's mission, policies, programs and practices.**

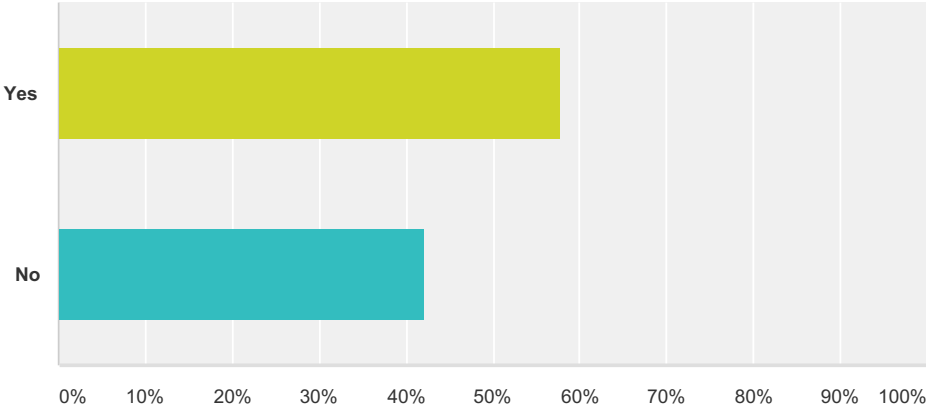
Answered: 58 Skipped: 0



	Strongly Agree	Agree	Not Sure	Disagree	Strongly Disagree	Total	Weighted Average
(no label)	48.28% 28	32.76% 19	13.79% 8	5.17% 3	0.00% 0	58	4.24

### Q10 Is the option of purchasing a hot lunch and/or snack items an important convenience for your family?

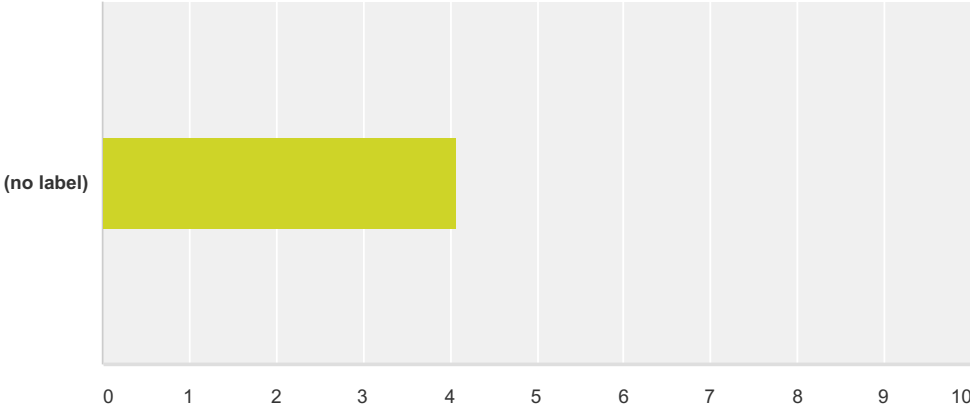
Answered: 57 Skipped: 1



Answer Choices	Responses	
Yes	57.89%	33
No	42.11%	24
<b>Total</b>		<b>57</b>

**Q11 I feel the homework is appropriate to promote independence and self-sufficiency.**

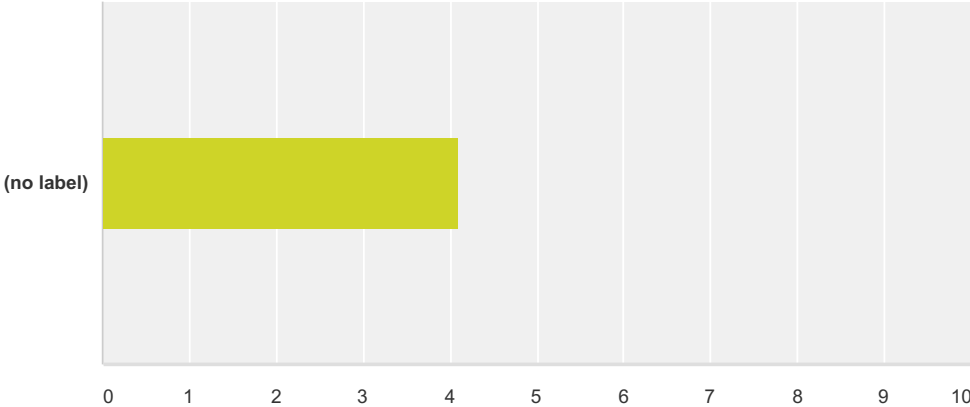
Answered: 58 Skipped: 0



	Strongly Agree	Agree	Not Sure	Disagree	Strongly Disagree	Total	Weighted Average
(no label)	32.76% 19	46.55% 27	17.24% 10	1.72% 1	1.72% 1	58	4.07

**Q12 Are school pictures an important product offering for your family?**

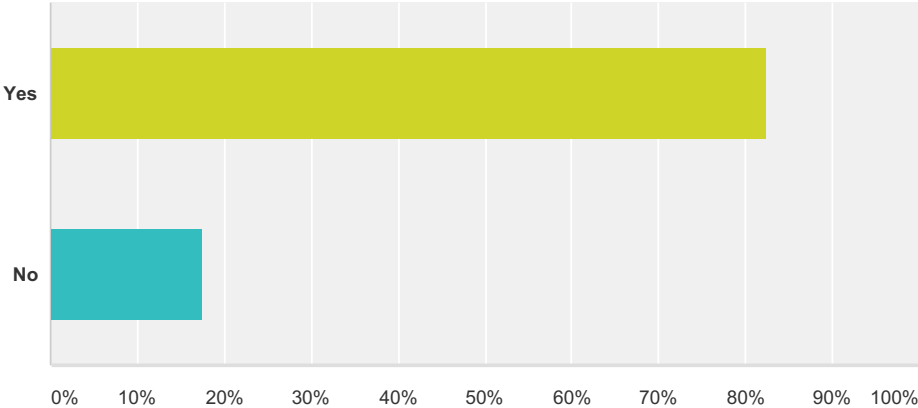
Answered: 58 Skipped: 0



	Very Important	Somewhat Important	Not Sure	Not Important	Strongly Disagree	Total	Weighted Average
(no label)	34.48% 20	50.00% 29	5.17% 3	10.34% 6	0.00% 0	58	4.09

### Q13 Has your family been satisfied with the quality of the school pictures currently offered?

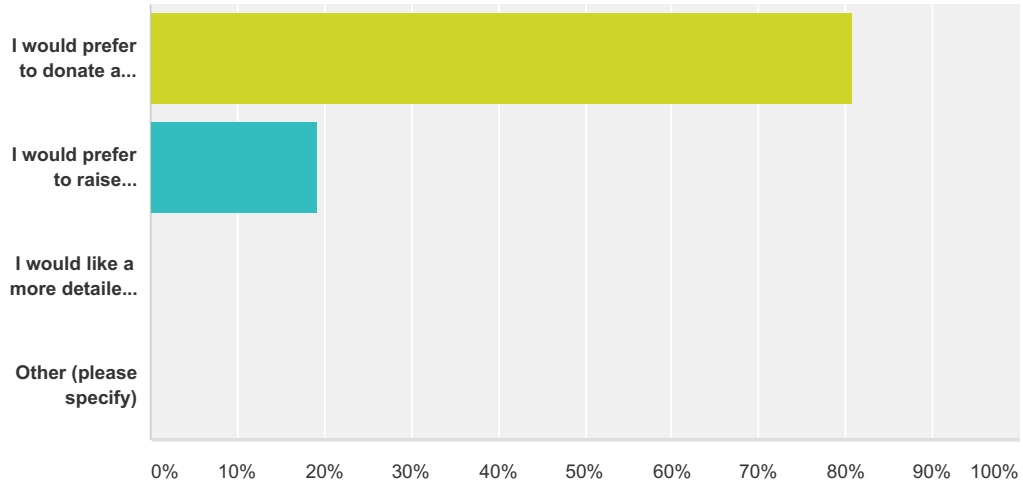
Answered: 57 Skipped: 1



Answer Choices	Responses
Yes	82.46% 47
No	17.54% 10
<b>Total</b>	<b>57</b>

**Q14 Would you prefer to support the Arbor View Society (AVS) annual fundraising campaign or would you prefer to raise tuition to cover budgeted items?**

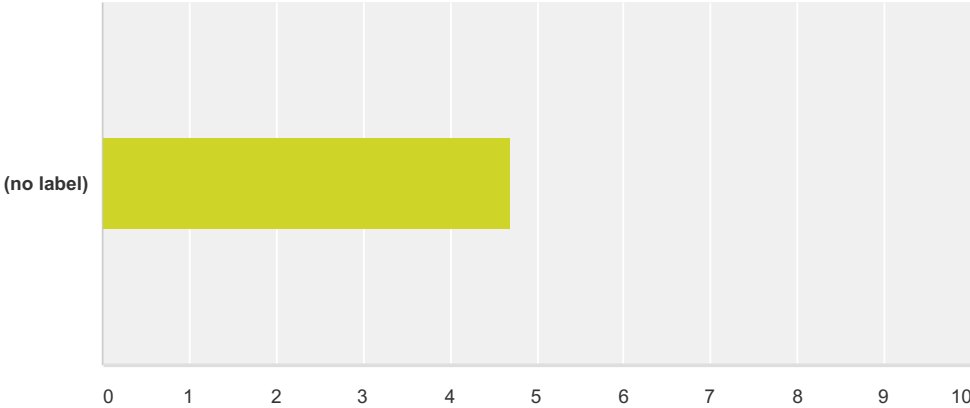
Answered: 57 Skipped: 1



Answer Choices	Responses	
I would prefer to donate a gift to the annual fund to be used for budgeted items needed for our school.	80.70%	46
I would prefer to raise tuition to cover budgeted items needed for our school.	19.30%	11
I would like a more detailed explanation.	0.00%	0
Other (please specify)	0.00%	0
<b>Total</b>		<b>57</b>

**Q15 I value my student's outdoor educational experience and feel it is an important part of the CAVS program.**

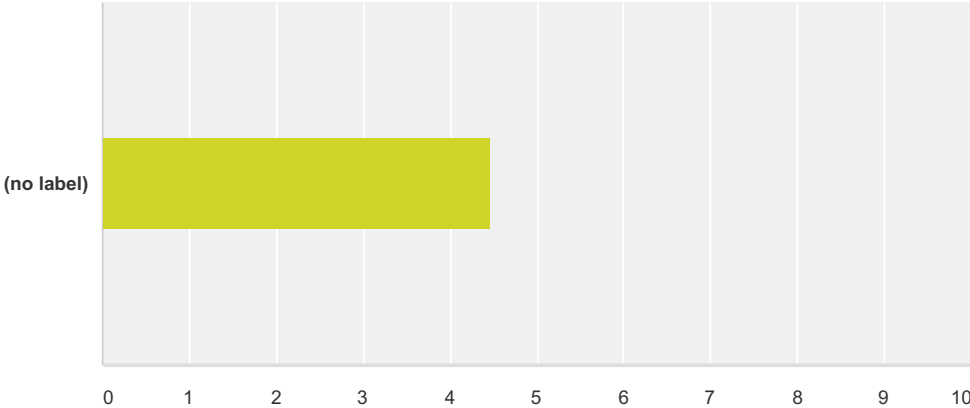
Answered: 57 Skipped: 1



	Strongly Agree	Agree	Not Sure	Disagree	Strongly Disagree	Total	Weighted Average
(no label)	78.95% 45	14.04% 8	5.26% 3	1.75% 1	0.00% 0	57	4.70

**Q16 I feel my child is receiving a solid foundation in preparation for his or her future.**

Answered: 58 Skipped: 0



	Strongly Agree	Agree	Not Sure	Disagree	Strongly Disagree	Total	Weighted Average
(no label)	60.34% 35	29.31% 17	6.90% 4	3.45% 2	0.00% 0	58	4.47